



CONNECT AND PROTECT

AdvancedTCA

Systems – AdvancedTCA

OVERVIEW

MAIN CATALOG

- Cabinets 1
- Wall mounted cases 2
- Accessories for cabinets and wall mounted cases 3
- Climate control 4
- Electronics cases 5
- Subracks/ 19" chassis 6
- Front panels, plug-in units 7
- Systems 8
- Power supply units 9
- Backplanes 10
- Connectors, front panel component system 11
- Appendix 12



12707010

EVERYTHING A SYSTEM NEEDS

Schroff's AdvancedTCA systems make the development of new, forward-looking tele-communications installations with high data-processing rates as simple for you as possible.

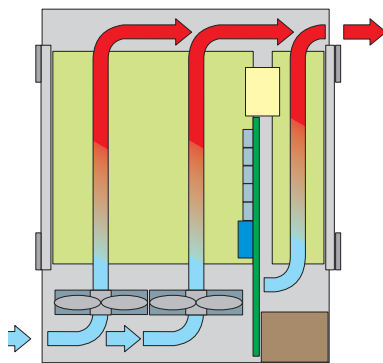
We offer everything on the basis of the AdvancedTCA specification that you have come to expect from a Schroff complete system

Excellent mechanics, optimised cooling, reliable power supply, efficient data distribution and secure system management.

But that is not all: As a matter of course, our complete systems are also available in shock and vibration-resistant versions with UL certification.

With Schroff, AdvancedTCA means matured products and wide ranges of options:

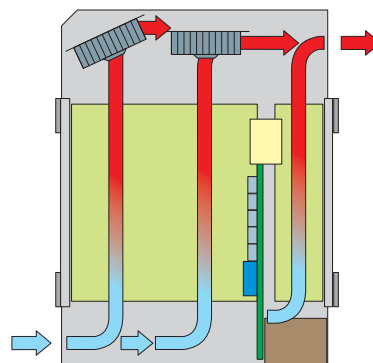
- Dimensions from 2 to 14 U
- 2 to 16 slot installations
- Cooling concepts (push, pull, push-pull)
- Backplane topologies (dual star, full mesh)
- Shelf manager based on Pigeon Point technology



12706053

PUSH COOLING

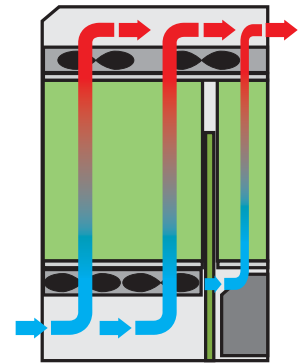
The fans are situated near the air inlet and push the air through the system.



12706055

PULL COOLING

The fans are situated near the air outlet and suck the air through the system.



12606007

PUSH-PULL

The fans are situated below and above the board cage for maximum airflow and optimal redundancy.

Systems – AdvancedTCA

OVERVIEW

SYSTEMS AND COMPONENTS AVAILABLE WORLD-WIDE

- Very wide product range with regard to dimensions, number of slots, cooling designs, backplane topologies and shelf managers; all completely assembled and tested
- NEBS ready, UL recognized
- For mounting in ETSI, 19" or 23" cabinets
- Cooling up to 400 W per board



12705006 12705005

ADVANCEDTCA SYSTEMS

- 2 ... 14 U; 2 ... 16 slot
- Backplane with dual star, full mesh topology, 15-fold connected fabric interface with hub/hub or node/node configuration; bussed or radial IPMB
- Push, pull or push-pull cooling
- Shelf manager based on Pigeon Point technology



12708006 127070173

ADVANCEDTCA ACCESSORIES

- Front panels and handles
- Shelf manager based on Pigeon Point technology
- Backplane

- e.g. individual configuration and assembly
- e.g. modifications (integration)
- e.g. downloads (CAD drawings, user manuals, test reports)
- e.g. custom solutions

Overview 8.2

Systems

5 U, 6 slot	8.5
13 U, 14 slot	8.5
3 U, 2 slot, 84 HP	8.8
14 U, 14 slot, next generation	8.7
14 U, 14 slot, ECO, 84 HP	8.8

Accessories 8.10

Field replaceable units (FRUs) 8.19

Systems – AdvancedTCA

ADVANCEDTCA 300/40 SERIES, 6 SLOT, DC



Front view

12710001



Accessories: optional shelf manager

12708006



- 40 G backplane with 6 slots, triple replicated mesh topology; 2 versions:
 - Bussted IPMB
 - Radial IPMB
- 300 W cooling capacity per slot at an ambient temperature of 55 °C
- -48 V_{DC}/ -60 V_{DC} input voltage, two redundant power entry modules (PEM)
- Two hot swap fan trays, airflow from right to left (push/pull cooling), air filter exchangeable from front
- 2 shelf managers and 1 SAP (shelf alarm panel) can be installed
- Conforms to AdvancedTCA Standard PICMG 3.0 rev.3.0
- UL recognized, E229721 type T06



DELIVERY COMPRISES (completely assembled, wired and tested)

Item	Qty	Description
1	1	Shielded 19" subrack system, St, zinc-plated, 5 U, 84 HP, 464 mm deep, front with overlays, black, RAL 9005, with 6 horizontal slots for 8 U, 6 HP, 280 mm depth AdvancedTCA boards; 6 horizontal slots at rear, 8 U, 6 HP, 70 mm deep
2	1	Backplane, 6 slot, triple replicated mesh, 2 hub slots, 4 node slots
3	2	Redundant -48 V _{DC} / -60 V _{DC} power entry module (PEM) with circuit breaker
4	2	Hot-swap fan tray with 6 fans each for cooling the boards (> 350 W/ board); Filter mat
5	2	Front panel; Space to accommodate shelf manager
6	1	Front panel; Space for fitting shelf alarm panel (SAP)

ORDER INFORMATION

AdvancedTCA system	Backplane type	Part no.
AdvancedTCA 300/40 series, 6 slot, DC	Triple replicated mesh, 40 Gbps, bussted IPMB	11596-160
	Triple replicated mesh, 40 Gbps, radial IPMB	11596-161

Accessories

Shelf manager (bussted) 1 piece - page 8.19	21596-300
Shelf manager (radial) 1 piece - page 8.19	21596-301
Cable RJ 45 Cat 5 plug - D-Sub plug, 9-pin, length 2 m, 1 piece; page 8.19	23204-187
Front panels and handles	Page 8.11
AdvancedMC carriers	Page 8.26

Replacement parts (FRUs)

Power entry module (PEM) - page 8.19	21990-058
Fuse 30 A/80 V for power entry module, PU 10 pieces	21191-207
Shelf alarm panel (SAP)	21596-077
Fan tray - page 8.20	21990-057
Air filter - page 8.22	21990-059

NOTE

- Modified systems available on request

Systems – AdvancedTCA

ADVANCEDTCA 300/40 SERIES, 14 SLOT, DC



Front view

12707005

- 40 G backplane with 14 slots, dual star topology; 2 versions:
- 300 W cooling capacity per slot at an ambient temperature of 55 °C
- -48 V_{DC}/ -60 V_{DC} input voltage, two redundant power entry modules (PEM)
- Redundant hot-swap fan trays, airflow from bottom front to top rear; air filter exchangeable from front
- Shelf alarm panel (SAP) and shelf alarm display (SAD)
- Prepared for two Schroff shelf managers with Pigeon Point ShMM 700 for bussed IPMB
- Conforms to AdvancedTCA standard PICMG 3.0 rev. 3.0
- UL recognized, E229721 type T07



DELIVERY COMPRISES (completely assembled, wired and tested)

Item	Qty	Description
1	1	Shielded 19" subrack system, St, 13 U, 84 HP, 383 mm deep; powder-coated, black, RAL 9005; front 14 slot, 8 U, vertical board mounting, boards 6 HP, 280 mm deep, rear 6 HP, 70 mm deep; cable channel at front and rear
2	1	Backplane, 14 slot
3	2	Redundant power entry module (PEM), -48 V _{DC} /-60 V _{DC} , plugged in at rear, with 4 pairs of lines each per input (8 fuses, 30 A)
4	1	Fan unit at top; 3 redundant fan trays with 400 m ³ /h (230 cfm) each, with 2 fans each to cool the front and rear I/O boards; filter mat
5	1	Shelf alarm panel (SAP)
6	1	Shelf alarm display (SAD)
7	2	Mounting bracket, for assembly in 19" cabinets

ORDER INFORMATION

AdvancedTCA system	Backplane type	Part no.
AdvancedTCA 300/40 series, 14 slot, DC	Dual star, 40 Gbps, bussed IPMB	11990-600
	Dual star, 40 Gbps, bussed IPMB	11990-601
	Full mesh, 25 Gbps, radial IPMB	11990-603

Accessories

Shelf manager (bussed) 1 piece - page 8.19	21596-300
Shelf manager (radial) 1 piece - page 8.19	21596-301
Cable RJ 45 Cat 5 plug - D-Sub plug, 9-pin, length 2 m, 1 piece; page 8.19	23204-187
Mounting bracket 13 U RAL 9005, from 19" to 23", PU 1 kit	21596-278
Front panels and handles	Page 8.11
AdvancedMC carriers	Page 8.26

Replacement parts (FRUs)

Chassis Data Module - page 8.24	21596-023
Power entry module (PEM) - page 8.20	21596-020
Fuse 30 A/80 V for power entry module, PU 10 pieces	21191-207
Shelf alarm panel (SAP) - page 8.23	21596-140
Shelf alarm display (SAD) - page 8.24	21596-026
Fan tray - page 8.21	21990-184
Air filter - page 8.22	21596-138

NOTE

- Modified systems available on request

Systems – AdvancedTCA

ADVANCEDTCA 450/40 SERIES, 2 SLOT, DC, COOLING FROM FRONT TO REAR

- Conforms to AdvancedTCA Standard PICMG 3.0 rev. 3.0
- 40 G backplane with 2 slots, 15x connected fabric interface
- 450 W cooling capacity per slot at an ambient temperature of 55°C
- Input voltage -48 V_{DC}/-60 V_{DC}, two redundant power connections with fuse and switch
- Two hot-swap fan modules on rear of case, airflow from front to rear; air filter replaceable from front
- Prepared for one shelf alarm panel and two Schroff shelf managers with Pigeon Point ShMM 700 for bussed or radial IPMB
- FRU file to support the shelf manager with Pigeon Point ShMM 700 are available for download
- UL recognized, E229721 type T15

DELIVERY INCLUDES (completely assembled, cabled and tested)

Item	Qty	Description
1	1	Shielded 19" subrack, St, 3 U, 84 HP, 464 mm deep, powder coated, black, RAL 9005; with 2 horizontal slots at front for 8 U, 6 HP, 280 mm deep boards and 2 horizontal slots at rear, 8 U, 6 HP, 70 mm deep
2	1	Backplane, 2 slots
3	2	Redundant power connection, -48 V DC/-60 V DC, at the rear, with 1 pair of power terminals (1 fuse, 30 A) each
4	2	Redundant fan unit, rear, with 2x2 fans each
5	1	Air filter replaceable from front
6	2	Mounting bracket, for installation in 19" cabinets



Front view

12715001



Rear view

12715002

Power connection

12715003

ORDER INFORMATION

Cooling capacity	Airflow	Transmission rate	Voltage	Number of slots	Height U	Description	Part no.
450 W/slot	from front to rear	40 Gbps	- 48/-60 V _{DC}	2	3	15x connected fabric interface with node/node configuration, bussed IPMB	11990-800
450 W/slot	from front to rear	40 Gbps	- 48/-60 V _{DC}	2	3	15x connected fabric interface with hub/hub configuration, bussed IPMB	11990-801
450 W/slot	from front to rear	40 Gbps	- 48/-60 V _{DC}	2	3	15x connected fabric interface with node/node configuration, radial IPMB	11990-802
450 W/slot	from front to rear	40 Gbps	- 48/-60 V _{DC}	2	3	15x connected fabric interface with hub/hub configuration, radial IPMB	11990-803

Accessories

Shelf manager, ACB-V, bussed 1 piece	21596-300
Shelf manager ACB-V, radial 1 piece	21596-301
Shelf manager, ACB-VI, bussed 1 piece	21990-404
Shelf manager ACB-VI, radial 1 piece	21990-405
Shelf alarm panel 1 piece	21596-077
Front panels and handles	Seite 8.11
AdvancedMC carriers	Seite 8.26

Replacement parts (FRUs)

Fan tray - page 8.21	21990-526
Air filter - page 8.22	21990-527

NOTE

- Modified systems available on request

Systems – AdvancedTCA

ADVANCEDTCA 450/40 SERIES CHASSIS, 14 SLOT, DC

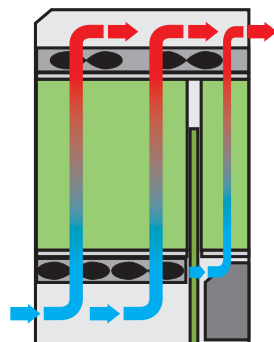


Front view



12708006

Accessories: optional shelf manager



12711001

12712050

- 40 G backplane with 14 slots, dual star topology, 2 versions: bussed and radial IPMB
- 450 W cooling capacity per slot at an ambient temperature of 55 °C
- -48 V_{DC}/-60 V_{DC} input voltage, two redundant power entry modules (PEM)
- 2 redundant hot-swap fan trays in push-pull configuration, airflow from bottom front to top rear; air filter exchangeable from front
- Prepared for 2 x Schroff shelf managers with Pigeon Point ShMM 700 for bussed or radial IPMB topology
- Conforms to AdvancedTCA standard PICMG 3.0 Rev.3.0
- UL recognized, E229721 type T08

DELIVERY COMPRISES (completely assembled, wired and tested)

Item	Qty	Description
1	1	Shielded 19" plug-in units, St, 14 U, 84 HP, 383 mm deep, powder coated, black, RAL 9005; with 14 vertical slots at front for 8 U, 6 HP, 280 mm deep AdvancedTCA boards; 14 vertical slots at rear, 8 U, 6 HP, 70 mm deep; cable channel on front and rear
2	1	Backplane, 14 slots
3	2	Redundant power entry module (PEM) -40 ... -72 V _{DC} , inserted at rear, with 2 pairs of lines per input
4	1	Fan tray at top with 6 fans, each 565 m ³ /h (336 cfm)
5	1	Fan tray at bottom with 6 fans, each 565 m ³ /h (336 cfm)
6	1	Telco alarm panel integrated in the bottom fan drawer
7	1	Air filter, can be changed from the front
8	2	Mounting bracket, for assembly in 19" cabinets

ORDER INFORMATION

AdvancedTCA system	Backplane type	Part no.
AdvancedTCA 450/40 series chassis, 14 slot, DC	Dual star, 40 Gbps, bussed IPMB	11990-100
	Dual star, 40 Gbps, radial IPMB	11990-101

Accessories

Shelf manager (bussed) 1 piece - page 8.19	21596-300
Shelf manager (radial) 1 piece - page 8.19	21596-301
Cable RJ 45 Cat 5 plug - D-Sub plug, 9-pin, length 2 m, 1 piece; page 8.19	23204-187
Front panels and handles	Page 8.11
AdvancedMC carriers	Page 8.26

Replacement parts (FRUs)

Chassis Data Module - page 8.24	21990-226
Power entry module (PEM) - page 8.20	21990-224
Fuse 30 A/80 V for power entry module, PU 10 pieces	21990-225
Fan tray - page 8.22	21990-227
	21990-228
Air filter - page 8.22	21990-229

NOTE

- Modified systems available on request



Systems – AdvancedTCA

ADVANCEDTCA ECO MODULAR SYSTEM, 14 SLOTS, DC



- Thanks to their reduced hot-swap features in the fan module, PEM, and CDM areas, Schroff ECO modular systems are optimized for cost-sensitive applications
- A sophisticated modular concept opens up the option of obtaining the ECO modular system in several versions with a range of performance classes
- 14 U, 14-slot system, airflow from bottom front to top rear, 2 slots for Schroff shelf manager ACB-VI
- Support for on-blade shelf management
- A fan module under the board cage featuring an integrated, replaceable air filter, RJ45 sockets for connecting serial interfaces of Schroff shelf managers, plus LEDs for displaying Telco alarms
- Fan control via Schroff shelf managers, on-blade shelf managers, or – in autonomous mode – a temperature sensor in the air inlet area
- Option of additional temperature sensor in air exit area
- Non-hot-swap PEM at the rear, redundant in 450 W/slot version, non-redundant in 250 W/slot version
- Shelf FRU data EEPROMs directly on the backplane rear, UL recognized, E229721 type T16/T19

DELIVERY INCLUDES (completely assembled, cabled and tested)

12715004

Item	Qty	Description
1	1	Shielded 19" subrack, St, 14 U, 84 HP, 383 mm deep, powder-coated, black, RAL 9005, with 14 vertical slots at front for 8 U, 6 HP, 280 mm deep boards and 14 slots at rear, 8 U, 6 HP, 70 mm deep
2	1	Backplane, 14 slots
3a	1	250 W/slot: Non-redundant power connection, -48 V _{DC} /-60 V _{DC} , at the rear, with 1 pair of power terminals (2 fuses, 50 A each)
3b	1	450 W/slot: Redundant power connection, -48 V _{DC} /-60 V _{DC} , at the rear, with 4 pairs of power terminals (8 fuses, 50 A each)
4	1	Fan unit with 8 fans, exchangeable air filter, Telco alarm display, and interfaces for shelf managers
5	2	Mounting bracket, for installation in 19" cabinets

12708006



Accessories: optional shelf manager



Open Modular
Computing Specifications

ORDER INFORMATION

Cooling capacity	Power	Airflow	Transmission rate	Voltage	Number of slots	Height U	Backplane type	Part no.
250 W/slot	250 W/slot, non-redundant	from front to rear	40 Gbps	-48/-60 V _{DC}	14		Dual star, bussed IPMB	11990-900
450 W/slot	450 W/slot, redundant	from front to rear	40 Gbps	-48/-60 V _{DC}	14	14	Dual-dual star, bussed IPMB	11990-903

Accessories

Shelf manager, ACB-VI, bussed 1 piece	21990-404
---------------------------------------	------------------

NOTE

- Modified systems available on request

Systems – AdvancedTCA

ADVANCEDTCA 450/40 FC SERIES, 14 SLOT, DC



Picture shows 11990-190

12718001

- 40 G backplane with 14 slots, dual star topology, bussed IPMB
- 450 W cooling capacity per slot at an ambient temperature of 55 °C
- -48 V_{DC}/-60 V_{DC} input voltage, two redundant power entry modules (PEM)
- 2 redundant hot-swap fan trays in push-pull configuration
- Prepared for 2 x Schroff shelf managers with Pigeon Point ShMM 700 for bussed IPMI topology
- Shelf Manager slots on the right hand side in the ATCA card cage
- Shelf Manager consoles and Telco alarm interface in lower fan tray
- Rear I/O on all slots
- Air filter exchangeable from front
- Air flow either from bottom to top or from front to rear

DELIVERY INCLUDES (completely assembled, cabled and tested)

Item	Qty	Description
1	1	Shielded 19" plug-in units, St, 14 U, 84 HP, 383 mm deep, powder coated, black, RAL 9005; with 14 vertical slots at front for 8 U, 6 HP, 280 mm deep AdvancedTCA boards; 14 vertical slots at rear, 8 U, 6 HP, 70 mm deep; cable channel on front and rear
2	1	Backplane, 14 slots
3	2	Redundant power entry module (PEM) -40 ... -72 V _{DC} , inserted at rear, with 2 pairs of lines per input
4	1	Fan tray at top with 6 fans, each 565 m ³ /h (336 cfm)
5	1	Fan tray at bottom with 6 fans, each 565 m ³ /h (336 cfm)
6	1	Telco alarm panel integrated in the bottom fan drawer
7	1	Air filter, can be changed from the front
8	2	Mounting bracket, for assembly in 19" cabinets



Accessories: optional shelf manager

12708006



ORDER INFORMATION

Airflow	Depth mm	Number of slots	Backplane type	Transmission rate	Cooling capacity	Voltage	Height U	Width HP	Part no.
From bottom to top	383	14	Dual star, 40 Gbps, bussed IPMB	40 Gbps	450 W / slot	- 48/-60 V _{DC}	14	84	11990-190
From front to rear	383	14	Dual star, 40 Gbps, bussed IPMB	40 Gbps	450 W / slot	- 48/-60 V _{DC}	14	84	11990-192

Accessories

Shelf manager, ACB-VI, bussed 1 piece									21990-404
AdvancedTCA air deflector Front panel, 8 U, 6 HP, stainless steel, for rear I/O section incl. air baffle (65 mm deep) with mesh gasketing, 1 piece									21591-099
AdvancedTCA air deflector Front panel, 8 U, 6 HP, stainless steel, incl. air baffle (280 mm deep) with mesh gasketing, 1 piece									21591-079
AdvancedTCA air deflector Front panel, 8 U, 6 HP, Al extrusion, incl. air baffle (280 mm deep) with mesh gasketing, 1 piece									21596-008
AdvancedTCA air deflector Front panel, 8 U, 6 HP, Al profile for rear I/O section incl. air baffle (65 mm deep) with mesh gasketing, 1 piece									21591-107
Front panel, stainless steel to cover an unused shelf manager slot, width 15.22 mm, height 99.33 mm, incl. EMC gasket, 1 piece									21596-012
Cable for the serial console of the shelf manager via the SAP RJ 45 Cat 5 plug - D-Sub plug, 9-pin, length 2 m, 1 piece									23204-187

NOTE

- Modified systems available on request

ACCESSORIES OVERVIEW

- Front panel **reinforced** with die-cast end piece and IEA handle **with** spring loading, see from page 8.11
 - Kit
 - Individual configuration
- Front panel and IEA handle **without** spring loading, see from page 8.13
 - Kit
 - Individual configuration (Al or stainless steel) with/without spring loading
- AdvancedTCA front panels with integrated side two cover, see page 8.15
- AdvancedTCA air deflectors, filler panels, see page 8.16
- Shelf managers, see page 8.19
- Backplanes, see page 8.18
- Replacement parts - field replacement units (FRUs), see from page 8.19

Systems – AdvancedTCA

FRONT PANEL REINFORCED WITH DIE-CAST END PIECE AND IEA HANDLE WITH SPRING LOADING



Delivery excludes board

12708004

- Schroff hot-swap handle (when open, the spring loading aids the complete opening of the handle and thus facilitates the insertion of the board)
- Front panel: aluminum or stainless steel, reinforced by the die-cast end piece (increases robustness of front panel)
- Versions for 2 microswitch types (plunger or lever contact)
- EMC textile gasket

DELIVERY COMPRISES (Kit)

Item	Qty	Description
1	1	Front panel
3	2	Die-cast endpiece, alignment pin, knurled screws M3
2	1	Lower IEA handle incl. bearing, spring assisted, (pre-fitted as transport securing device)
4	1	Upper IEA handle incl. bearing, spring-assisted, (pre-fitted as transport securing device)
5	1	EMC gasket, length 299 mm
6	1	Fixing material kit and user manual



AdvancedTCA spring-loaded IEA handle

12707017

ORDER INFORMATION

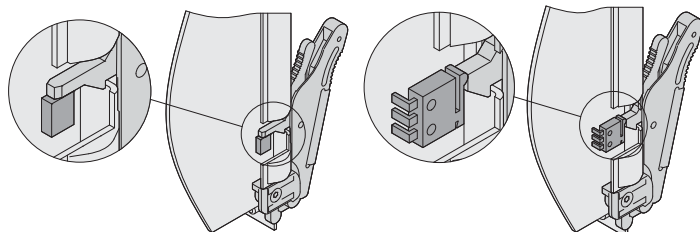
Height U	Width HP	Front panel reinforced with die-cast end piece and IEA handle with spring loading	Part no.
8	6	Stainless steel, with AdvancedTCA IEA handle (plunger type)	20818-160
8	6	Stainless steel, with AdvancedTCA IEA handle (lever type)	20818-161
8	6	Al extrusion, 1 mm, with AdvancedTCA IEA handle (plunger style)	20818-169
8	6	Al extrusion, 1 mm, with AdvancedTCA IEA handle (lever style)	20818-170

Accessories

AdvancedTCA handle (IEA) design element Plastic, transparent, to clip on, for customers' logos, UL 94 V-0, PU 10 pcs	20818-140
----------------------------------------------------------------------------------------------------------------------	-----------

NOTE

- Front panels with copper-beryllium gasket (CuBe) available on request
- Front panels with board cover on request
- With its front panel service Schroff offers extensive modification options, including custom cut-outs, foils and screen printing
- Intuitive Ergonomic Aesthetic = IEA handle



Handle with plunger contact (plunger style)

12707051

Handle with lever contact (lever style)

12707052

Systems – AdvancedTCA

CONFIGURATION: FRONT PANEL REINFORCED WITH DIE-CAST END PIECE AND IEA HANDLE WITH SPRING LOADING

ORDER INFORMATION

	Handle with spring loading and die-cast end piece		Front panel		EMC textile gasket	Design element for handle
	Plunger style	Lever style	Stainless steel	Al extrusion		
 12708004	 12708051	 12708052	 12708050	 12708050	 12712051	 12706024
	2 x handle with spring loading; 2 x die-cast end pieces, PIN, M3 screw; with the IEA handle, when open, the spring loading holds the handle open and thus facilitates insertion of the board		8 U, 6 HP, stainless steel, 1 mm	8 U, 6 HP, Al extrusion, 1 mm	PET triangular gasket, height 2.3 mm, conductive coating CuNi, UL 94 V0, self-adhesive	Plastic, transparent, clips in, UL 94 V-0
	PU 1 kit		1 piece	1 piece	PU 10 pieces	PU 10 pieces
Plunger style	20818-163	–	31596-791	31596-899	21596-376	20818-140
Lever style	–	20818-164	31596-792	31596-900	21596-376	20818-140

NOTE

- Intuitive Ergonomic Aesthetic = IEA handle

Systems – AdvancedTCA

FRONT PANELS AND IEA HANDLE (WITHOUT SPRING LOADING)



Left: application example; right: scope of delivery without board

- Schroff hot-swap handle (when open, the handle must be held in the open position)
- Stainless steel front panel
- Versions for 2 microswitch types (plunger or lever contact)
- EMC textile gasket

DELIVERY COMPRISES ((kit))


Item	Qty	Description
1	1	Stainless steel or Al extrusion front panel incl. alignment pin and M3 knurled screws
2	1	Lower handle incl. bearing
3	1	Upper handle incl. bearing
4	1	EMC mesh gasket
5	1	Fixing material kit (M2.5 screws incl. thread locking compound)

ORDER INFORMATION

Height U	Width HP	Front panels and IEA handle (without spring loading)	Part no.
8	6	Stainless steel, with AdvancedTCA IEA handle (plunger type)	21596-324
8	6	Stainless steel, with AdvancedTCA IEA handle (lever type)	21596-325

Accessories

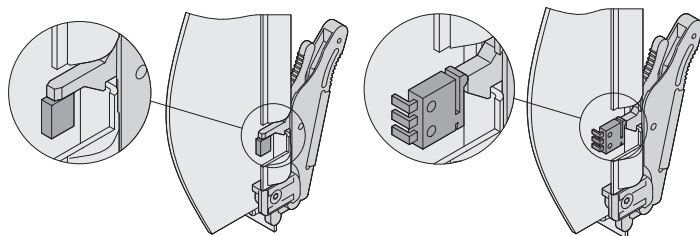
AdvancedTCA handle (IEA) design element Plastic, transparent, to clip on, for customers' logos, UL 94 V-0, PU 10 pcs	20818-140
----------------------------------------------------------------------------------------------------------------------	-----------



AdvancedTCA IEA handle

NOTE

- All front panel available through individual configuration service
- Front panels with copper-beryllium gasket (CuBe) available on request
- Front panels with board cover on request
- With its front panel service Schroff offers extensive modification options, including custom cut-outs, foils and screen printing
- Intuitive Ergonomic Aesthetic = IEA handle



Handle with plunger contact (plunger style)

Handle with lever contact (lever style)

Systems – AdvancedTCA

FRONT PANELS AND IEA HANDLE (WITH/WITHOUT SPRING LOADING)

ORDER INFORMATION

	IEA handle (with spring loading)	IEA handle (without spring loading)	Front panel		EMC textile gasket	Design element for handle
			Stainless steel	Al extrusion		
      	<p>12909002</p> <p>12707017</p> <p>Pre-fitted handle with microswitch activation; when open, the spring loading of the IEA handle holds the handle open and thus facilitates insertion of the board</p>	<p>12707017</p> <p>Pre-fitted handle with microswitch activation; when open, the handle must be held in open position</p>	<p>12705059</p> <p>Stainless steel, 1 mm, 8 U, 6 HP</p>	<p>12708050</p> <p>Al extrusion, 2.5 mm, 8 U, 6 HP</p>	<p>12712051</p> <p>PET triangular gasket, height 2.3 mm, conductive coating CuNi, UL 94 V-0, self-adhesive</p>	<p>12706024</p> <p>Plastic, transparent, clips in, UL 94 V-0</p>
	PU 10 pieces	PU 10 pieces	1 piece	1 piece	PU 10 pieces	PU 10 pieces
Plunger style, upper	20818-145	20818-121	31591-422	31596-575	21596-376	20818-140
Plunger style, lower	20818-146	20818-122	31591-422	31596-575	21596-376	20818-140
Lever style, upper	20818-147	20818-123	31596-423	31596-576	21596-376	20818-140
Lever style, lower	20818-148	20818-124	31596-423	31596-576	21596-376	20818-140

NOTE

- Intuitive **E**rgonomic **A**esthetic = IEA handle

Systems – AdvancedTCA


FRONT PANEL WITH INTEGRATED SIDE TWO COVER



12706022

- For protection of components on solder side of backplane
- Customised version available on request
- Schroff offers extensive modification options with the Front Panel Service, including customised cut-outs, foils and silk-screen printing

FRONT PANEL TO COVER OPEN SHELF MANAGER SLOTS



12706052

DELIVERY INCLUDES

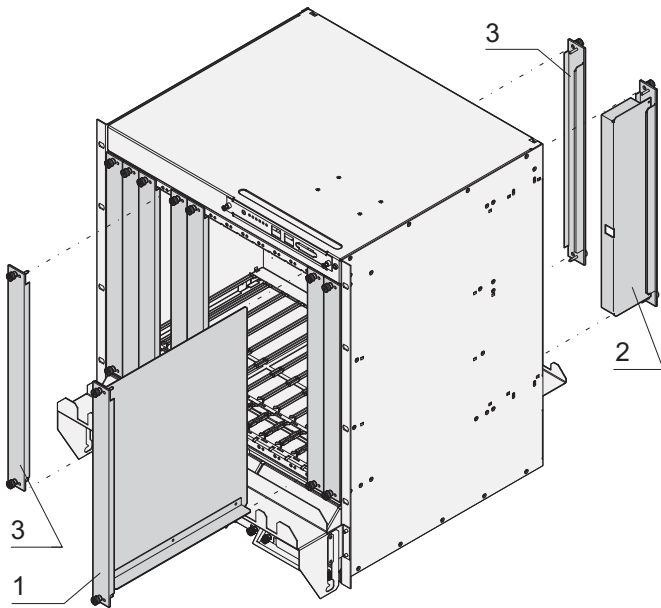
Item	Qty	Description
1	1	Front panel, St, stainless, height 99.32 mm, width 15.22 mm, including EMC sealing
2	1	Knurled screw

ORDER INFORMATION

Description	Qty/PU piece	Part no.
Front panel to cover open shelf manager slots	1	21596-012

Systems – AdvancedTCA

ADVANCEDTCA AIR DEFLECTORS, FILLER PANELS



- Front panels, stainless steel or Al extrusion
- 6 HP front panels in three versions
 - Front: Front panel with air baffle (item 1, air baffle blocks the air from unused slots)
 - Rear: Front panel with air baffle (item 2, air baffle blocks the air from unused slots)
 - Only front panel (item 3)

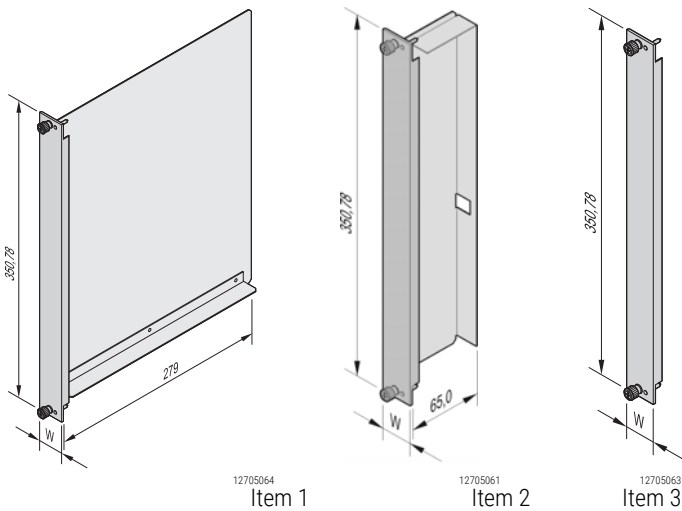
DELIVERY COMPRISES (Kit)

Item	Qty	Description
1	1	Front panel
2	1	Air baffle (front or rear)

ORDER INFORMATION

AdvancedTCA air deflector

Item	Height U	Width HP	Depth mm	W mm	Description	Part no.
1	8	6	280	30.14	Front panel, Al extrusion, incl. air baffle, with mesh gasket	21596-008
1	8	6	280	28.95	Front panel, stainless steel, incl. air baffle with mesh gasket	21591-079
2	8	6	70	30.14	Front panel, Al extrusion, for rear I/O area, incl. air baffle, with mesh gasket	21591-107
2	8	6	70	28.95	Front panel, stainless steel, for rear I/O area, incl. air baffle with mesh gasket	21591-099



AdvancedTCA filler panel


Item	Height U	Width HP	Depth mm	W mm	Description	Part no.
3	8	6	-	30.14	Al extrusion, front panel with mesh gasket	21591-104
3	8	6	-	28.95	Front panel, stainless steel, with mesh gasket	21591-097

NOTE

- Version with CuBe gasket available on request
- AdvancedMC carriers see page 8.26

Systems – AdvancedTCA

SHELF MANAGER, ACB-V/VI, BUSSED/RADIAL



12708006

- Shelf manager for Schroff AdvancedTCA systems
- Based on Pigeon Point shelf management technology ShMM 500 (ACB-V) and ShMM 700 (ACB-VI) respectively
- Versions for bussted or radial IPMB
- Ethernet service interface on the front panel
- Serial console for the shelf manager is available via SAP
- ACB-V and ACB-VI shelf managers are plug compatible but require different shelf FRU files
- Shelf FRU files and firmware versions are available for download

ORDER INFORMATION

Version	ShMM	IPMB	Part no.
ACB-V	500	bussted	21596-300
ACB-V	500	radial	21596-301
ACB-VI	700	bussted	21990-404
ACB-VI	700	radial	21990-405

Accessories

Cable for the serial console of the shelf manager via the SAP RJ 45 Cat 5 plug - D-Sub plug, 9-pin, length 2 m, 1 piece	23204-187
-------------------------------------------------------------------------------------------------------------------------	------------------




12706021

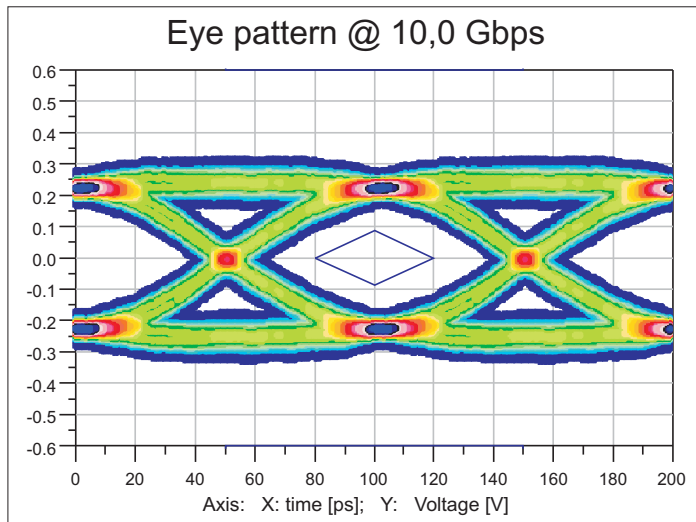
Cable for the serial console of the shelf manager via the SAP

Systems – AdvancedTCA

BACKPLANE



12606003



12707058

All Schroff AdvancedTCA systems are equipped with a high-performance Schroff backplane. Thanks to our years of experience in high-speed data transfer we have now built 40G backplanes to the XAUI specification into our systems, which are constructed with the low-cost FR 4 material. Additionally, the number of layers has been reduced to less than half of the first backplanes.

- The Schroff AdvancedTCA systems are equipped and available with:
 - Backplane with dual star, full mesh and replicated mesh topology; dual dual star topology on request
 - Bussed or radial intelligent platform management interface (IPMB)
 - Redundant power supply, divided into up to four independent segments
 - Point-to-point connection structure independent of protocol
 - Data transfer rates of up to 40 Gbps
 - I²C bus for internal monitoring
 - Outstanding eye pattern of up to 10 Gbps per differential pair (40G backplane)

Systems – AdvancedTCA

FIELD REPLACEABLE UNITS (FRUS)

Field replaceable unit (FRU) designates system components that can be replaced on site. This reduces system downtime to a minimum. Schroff offers various FRU components for AdvancedTCA systems:

- Power entry modules, see from page 8.19
- Fan trays, see from page 8.20
- Air filters see page 8.22
- Shelf alarm panels, see from page 8.23
- Shelf alarm display, see page 8.24
- Chassis data module, see page 8.24

POWER ENTRY MODULE FOR 5 U, 6 SLOT ADVANCEDTCA SYSTEM



- Input 48 V_{DC}/60 V_{DC}
- Plugged-in at rear of chassis
- For 2 pairs of lines each (RTN and -48 V_{DC}/-60 V_{DC}) per input
- Delivers up to 350 W/slot
- Hot-swap push-button and LED display (hot-swap, alarms, etc.)
- 2 circuit breakers and 2 double lugs (power terminals)

ORDER INFORMATION

Description	Qty/PU	Part no.
Power entry module 6-slot system (11596-160, 11596-161)	1	21990-058

NOTE

- AdvancedTCA systems see from page 8.6

12710002

POWER ENTRY MODULE FOR 12 U, 14 SLOT ADVANCEDTCA SYSTEM



- Input 48 V_{DC}/60 V_{DC}
- Plugged-in at rear of chassis
- For 4 pairs of lines each (RTN and -48 V_{DC}/-60 V_{DC}) per input
- 8 fuses 30 A/80 V each

ORDER INFORMATION

Description	Qty/PU	Part no.
Power entry module for 12 U, 14 slot AdvancedTCA system (11596-300, -303)	1	21596-003
Fuse 30 A/80 V for power entry module, PU 10 pieces		21191-207

NOTE

- AdvancedTCA systems see page 8.9

12706006

Systems – AdvancedTCA

POWER ENTRY MODULE FOR 13 U, 14/16 SLOT ADVANCEDTCA SYSTEM



12706006

- Input 48 V_{DC}/60 V_{DC}
- Plugged-in at rear of chassis
- For 4 pairs of lines each (RTN and -48 V_{DC}/60 V_{DC}) per input
- 8 fuses 30 A/80 V each

ORDER INFORMATION

Description	Qty/PU	Part no.
Power entry module for 13 U, 14/16 slot AdvancedTCA system (11990-600, -601, -603)	1	21596-020
Fuse 30 A/80 V for power entry module, PU 10 pieces		21191-207

NOTE

- AdvancedTCA systems see from page 8.9

POWER ENTRY MODULE FOR 14 U, 14-SLOT ADVANCEDTCA SYSTEM



12712003

- Input 48 V_{DC}/60 V_{DC}
- Plugged-in at rear of chassis
- For 2 pairs of lines each (RTN and -48 V_{DC}/60 V_{DC}) per input
- 8 fuses 50 A/80 V each

ORDER INFORMATION

Description	Qty/PU	Part no.
Power entry module for 14 U, 14-slot AdvancedTCA system (11990-10x)	1	21990-224
Accessories		
Fuse 50 A/80 V for power entry module, PU 10 pieces		21990-225

- AdvancedTCA systems see page 8.7

FAN TRAY FOR 5 U, 6 SLOT ADVANCEDTCA SYSTEM



12710003

- Fan tray with 6 axial fans to cool front and rear boards in system
- Cooling capacity up to 350 W per board
- Extractor handle, hot-swap push-button and LED display (hot-swap, alarms, etc.)

ORDER INFORMATION

Description	Qty/PU	Part no.
Fan tray for 5 U, 6-slot system (11596-160, 11596-161)	1	21990-057

NOTE

- AdvancedTCA systems see from page 8.6

Systems – AdvancedTCA

FAN TRAY FOR 12 U, 14 SLOT ADVANCEDTCA SYSTEM



12706007

- Fan tray with 2 fans (330 m³/h = 195 cfm each) to cool front and rear boards in system
- Extractor handle and LED display (hot-swap, alarms, etc.)

ORDER INFORMATION

Description	Qty/PU	Part no.
Fan tray 12 U, 14 slot system (11596-3xx)	1	21596-236

NOTE

- AdvancedTCA systems see from page 8.5

FAN TRAY FOR 13 U, 14 SLOT ADVANCEDTCA SYSTEM



12706009

- Fan tray with 3 radial fans (300 m³/h = 175 cfm) to cool front and rear boards in the system
- Extractor handle and LED display (hot-swap, alarms, etc.)

ORDER INFORMATION

Description	Qty/PU	Part no.
Fan tray for 14-slot systems (11990-60x)	1	21990-184

- AdvancedTCA systems see page 8.5

FAN TRAY FOR 3 U, 2 SLOT-ADVANCEDTCA SYSTEM



12715005

- Fan tray with 2 * 2 axial fans (108 m³/h = 64,4 cfm) to cool front and rear boards in the system
- Extractor handle and LED display (Operation and Error)

ORDER INFORMATION

Description	Qty/PU	Part no.
Fan tray for 2-slot systems (11990-800, -801, -802, -803)	1	21990-526

- AdvancedTCA systems see page 8.10

Systems – AdvancedTCA

UPPER FAN TRAY FOR 14 U, 14-SLOT ADVANCEDTCA SYSTEM



12712001

- Fan tray with 6 axial fans (570 m³/h = 336 cfm) to cool front and rear boards in the system
- Extractor handle and LED display (hot-swap, alarms, etc.)
- Telco alarm interface on front

ORDER INFORMATION

Description	Qty/PU	Part no.
Upper fan tray for 14 U, 14-slot systems (11990-10x)	1	21990-227

- AdvancedTCA systems see page 8.7

LOWER FAN TRAY FOR 14 U, 14-SLOT (11990-10X)



12712002

- Fan tray with 6 axial fans (570 m³/h = 336 cfm) to cool front and rear boards in the system
- Extractor handle and LED display (hot-swap, alarms, etc.)
- Telco alarm interface on front

ORDER INFORMATION

Description	Qty/PU	Part no.
Lower fan tray for 14 U, 14-slot systems (11990-10x)	1	21990-228

- AdvancedTCA systems see page 8.7

AIR FILTERS FOR ADVANCEDTCA SYSTEMS



12706005

- 45 PPE, 80 % dust collection to NEBS GR-78 Core standard
- Material Polyurethan UL 94 HF1

ORDER INFORMATION

Air filter	Qty/PU	Part no.
for 3 U, 2 slot systeme (11990-800, -801, -802, -803)	1	21990-527
for 5 U, 6 slot systems (11596-16x)	1	21990-059
for 13 U, 16 slot systems (11592-50x)	1	21594-144
for 14 U, 14 slot system (11990-10x)	1	21990-229

NOTE

- AdvancedTCA systems see from page 8.4

Photo shows air filter of 14 slot system

Systems – AdvancedTCA

SHELF ALARM PANEL FOR 12 U, 14 SLOT ADVANCEDTCA SYSTEM



12706008

- Displays all alarm signals in accordance with AdvancedTCA specification
- With alarm cut-off push button
- Two RJ 45 sockets to connect one serial console (serial interface of the two shelf managers)
- D-Sub plug for Telco alarm

ORDER INFORMATION

Description	Qty/PU	Part no.
Shelf alarm panel for 12 U, 14 slot systems (11592-40x, 11596-30x)	1	21596-022

- AdvancedTCA systems see page 8.5

SHELF ALARM PANEL FOR 13 U, 14 SLOT ADVANCEDTCA SYSTEM



12707004

- For output of all Telco alarm signals in accordance with AdvancedTCA Specification
- D-Sub socket for Telco alarm

ORDER INFORMATION

Description	Qty/PU	Part no.
Shelf alarm panel for 13 U, 14 slot systems (11596-10x)	1	21596-140

NOTE

- AdvancedTCA systems see page 8.5

SHELF ALARM PANEL FOR 13 U, 16 SLOT ADVANCEDTCA SYSTEM



12706010

- For output of all Telco alarm signals in accordance with AdvancedTCA specification
- D-Sub socket for Telco alarm

ORDER INFORMATION

Description	Qty/PU	Part no.
Shelf alarm panel for 13 U, 16 slot systems (11592-50x)	1	21596-025

NOTE

- AdvancedTCA systems see page 8.9

Systems – AdvancedTCA

SHELF ALARM DISPLAY FOR 13 U, 14 AND 16 SLOT ADVANCEDTCA SYSTEM



12706015

- Display the Telco and fan tray alarm signals in accordance with AdvancedTCA Specification
- With alarm cut-off push button
- Two RJ 45 sockets to connect one serial console (serial interface of the two shelf managers)

ORDER INFORMATION

Description	Qty/PU	Part no.
Shelf alarm display for 13 U, 14 and 16 slot systems (11592-5xx, 11596-1xx)	1	21596-026

NOTE

- AdvancedTCA systems see page 8.9

CHASSIS DATA MODULE FOR 12, 13 AND 14 U ADVANCEDTCA SYSTEMS



12706014

- SEEPROM for chassis FRU data (user must specifically program it for the chassis)
- Temperature sensors for input temperature of chassis
- Hall sensor for filter mat ("air filter present")

ORDER INFORMATION

Chassis data module	Qty/PU	Part no.
for systems 11592-50x, 11596-30x, 11596-60x	1	21596-023
for systems 11990-10x	1	21990-226


NOTE

- AdvancedTCA systems see from page 8.9

Illustration shows chassis data module 21596-023

Systems – ServicePLUS

APPLICATION EXAMPLES



- Hybrid system, modification of a MicroTCA single-module board cage into a 3 U chassis to DIN EN 60297 ¹²⁹⁰⁸⁰⁰⁷



- MicroTCA system, 1 U for 6 single mid-size AMC modules; power supply, increased air inlet and exhaust area with inwardly curved side panels ¹²⁹⁰⁸⁰⁰⁵



- MicroTCA chassis with hot-swap fan unit and power supply ¹²⁹⁰⁹⁰⁰¹



- CompactPCI chassis with hot-swap fan unit and custom finishing ¹²³⁰⁹⁰⁰²



- CompactPCI chassis with 48 V_{DC} power supply ¹²³⁰⁹⁰⁰¹



- 2 slot, 2 U AdvancedTCA chassis with custom colour ¹²⁷⁰⁹⁰⁰³

North America

Warwick, RI, USA

Tel +1.800.525.4682

San Diego, CA, USA

Tel +1.800.854.7086

Europe, Middle East & India

Straubenhardt, Germany

Tel +49 7082 794 0

Betschdorf, France

Tel +33 3 88 90 64 90

Warsaw, Poland

Tel +48 22 209 98 35

Hemel Hempstead,

Great Britain

Tel +44 1442 24 04 71

Lainate, Italy

Tel +39 02 932 714 1

Dubai, United Arab Emirates

Tel +971 4 37 81 700

Bangalore, India

Tel +91 80 67152000

Istanbul, Turkey

Tel +90 216 250 7374

Asia Pacific

Shanghai, China

Tel +86 21 2412 6943

Singapore

Tel +65 6768 5800

Shin-Yokohama, Japan

Tel +81 45 476 0271

Our powerful portfolio of brands:

CADDY ERICO HOFFMAN RAYCHEM SCHROFF TRACER



[nVent.com/SCHROFF](https://www.nVent.com/SCHROFF)