


Power PCB Relay RX1

- 1 pole 12A or 16A, 1 form C (CO) or 1 form A (NO) contact
- DC or AC coil
- Reinforced insulation
- Transparent cover optional

Typical applications
Domestic appliances, heating control, emergency lighting, automatic doors



S0271-A



Approvals

VDE REG.-Nr. A651, UL E214025
Technical data of approved types on request

Contact Data	12A	16A
Contact arrangement	1 form C (CO) or 1 form A (NO)	
Rated voltage	250VAC	
Max. switching voltage	400VAC	
Rated current	12A	16A
Limiting making current max 4s, duty factor 10%	25A	25A
Breaking capacity max.	3000VA	4000VA
Contact material	AgNi 90/10	
Frequency of operation, with/without load	360/36000h ⁻¹	
Operate/release time max., DC coil	8/6ms	
Bounce time max., form A/form B	4/6ms	

Contact ratings

Type	Contact	Load	Cycles
IEC 61810			
RX114 DC coil	C (CO)	12A, 250VAC resistive, 85°C	30x10 ³
RX134 DC coil	A (NO)	12A, 250VAC resistive, 85°C	100x10 ³
RX114 AC coil	C (CO)	12A, 250VAC resistive, 70°C	30x10 ³
RX134 AC coil	A (NO)	12A, 250VAC resistive, 70°C	100x10 ³
RX334	A (NO)	16A, 250VAC resistive, 70°C	50x10 ³
UL 508			
RX114	A/B (NO/NC)	12A, 250VAC, gen. purpose, 85°C	30x10 ³
RX314	B (NC)	16A, 250VAC, resistive, 85°C	25x10 ³

Mechanical endurance

DC coil >5x10⁶ operations
AC coil >1x10⁶ operations

Coil Data

Coil voltage range	
DC coil	5 to 110VDC
AC coil	24 to 230VAC
Operative range, IEC 61810	2
Coil insulation system according UL1446	class F

Coil versions, DC coil

Coil code	Rated voltage VDC	Operate voltage VDC	Release voltage VDC	Coil resistance Ω±10%	Rated coil power mW
005	5	3.5	0.5	50	500
006	6	4.2	0.6	68	529
012	12	8.4	1.2	274	526
024	24	16.8	2.4	1095	526
048	48	33.6	4.8	4380	526
060	60	42.0	6.0	6845	526
110	110	77.0	11.0	23010	526

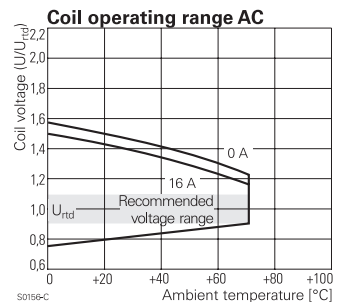
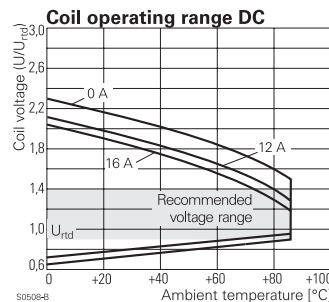
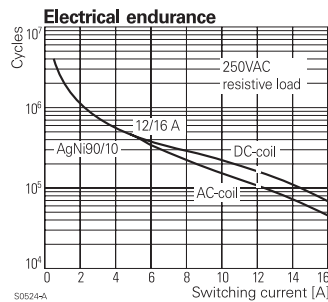
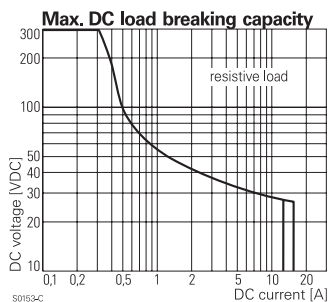
All figures are given for coil without pre-energization, at ambient temperature +23°C.

Coil versions, AC coil, 50Hz

Coil code	Rated voltage VAC	Operate voltage VAC	Release voltage VAC	Coil resistance Ω±15% ¹⁾	Rated coil power VA
524	24	18.0	3.6	350 ¹⁾	0.76
615	115	86.3	17.3	8100	0.76
730	230	172.5	34.5	32500	0.74

1) Coil resistance ±10%.

All figures are given for coil without pre-energization, at ambient temperature +23°C, 50 Hz.



Power PCB Relay RX1 (Continued)

Insulation Data

Initial dielectric strength	
between open contacts	1000V _{rms}
between contact and coil	4000V _{rms}
Clearance/creepage	
between contact and coil	≥8/8mm
Material group of insulation parts	IIIa
Tracking index of relay base	PTI250V

Other Data

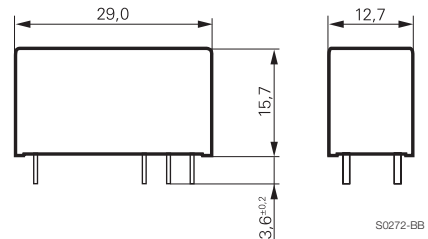
Material compliance: EU RoHS/ELV, China RoHS, REACH, Halogen content refer to the Product Compliance Support Center at www.te.com/customersupport/rohssupportcenter

Ambient temperature	
DC coil	-40 to 85°C
Version with transparent cover	-40 to 70°C
AC coil	-40 to 70°C
Category of environmental protection	
IEC 61810	RTII - flux proof
Vibration resistance (functional), form A/form B, 10 to 150Hz	20/4g
Shock resistance (destructive)	100g

Other Data (continued)

Terminal type	
standard version (white cover)	PCB-THT, plug-in
transparent version	PCB-THT
Mounting distance	
standard version (white cover)	≥2.5mm
transparent version	≥5mm
Weight	14g
Resistance to soldering heat THT	
IEC 60068-2-20	270°C/10s
Packaging/unit	tube/20 pcs., box/500 pcs.

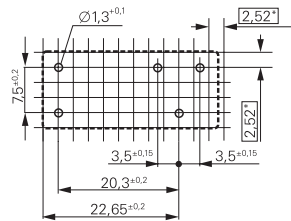
Dimensions



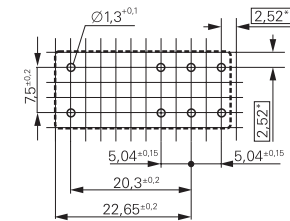
PCB layout / terminal assignment

Bottom view on solder pins

12A, pinning 3.5mm

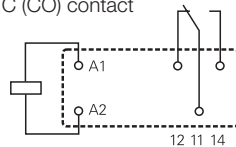


16A, pinning 5mm

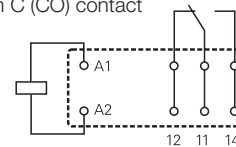


*) With the recommended PCB hole sizes a grid pattern from 2.5mm to 2.54mm can be used.

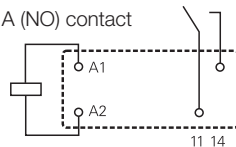
1 form C (CO) contact



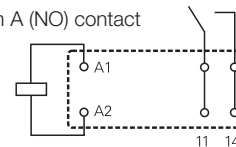
1 form C (CO) contact



1 form A (NO) contact



1 form A (NO) contact



Product code structure

Typical product code **RX 3 1 4 024**

Type

RX Power PCB Relay RX1

Version

- 1** 12A, pinning 3.5mm, flux proof
- 3** 16A, pinning 5mm, flux proof

Contact configuration

- 1** 1 form C (CO) contact
- 3** 1 form A (NO) contact

Contact material

- 4** AgNi 90/10

Coil

Coil code: please refer to coil versions table

Cover

- Blank** standard cover (white)
- C** transparent cover (clear)